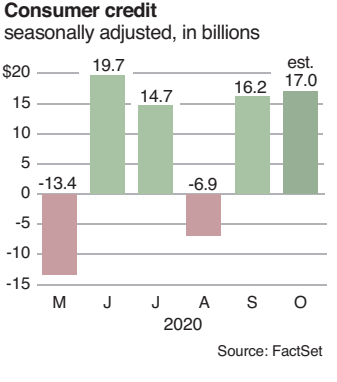


**Week Ahead**

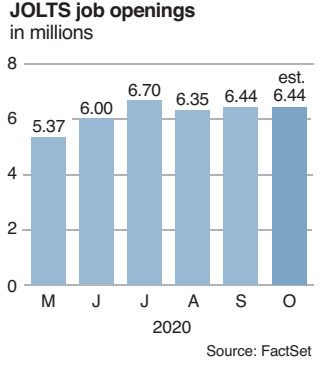
**Just charge it**

The Federal Reserve issues its October snapshot of U.S. consumer borrowing Monday. The tally, which excludes mortgages and other loans secured by real estate, is expected to show consumer borrowing increased by \$17 billion in October from a gain of \$16.2 billion the previous month. Economists closely watch consumer borrowing patterns for signals of whether households are willing to take on more debt to finance consumer spending, which accounts for two-thirds of economic activity.



**Help wanted**

Economists expect that a survey of job openings in October will show little change from the previous month. They predict the Labor Department will report Wednesday that job postings held steady at 6.44 million in October. The number of job postings has increased since the spring, when the pandemic forced broad business shutdowns. At the same time, other data show employers are scaling back hiring, which slowed in November for the fifth-straight month.



**Going public**

Airbnb is set to make its stock market debut. The home-sharing company, which boasts more than 7 million listings on its platform run by 4 million hosts worldwide, is expected to begin trading on the Nasdaq stock exchange Thursday under the symbol "ABNB." Airbnb expects to raise about \$2.6 billion through the sale of nearly 52 million shares priced between \$44 and \$50 each. The company delayed its plans for an IPO when the coronavirus pandemic crippled global travel in the spring.



Closing price for Friday, December 4, 2020

**Story Stocks**

Stocks hit a new high Friday as traders took a discouraging jobs report as a sign that Congress will finally deliver more aid to the pandemic-stricken economy. Gains by technology, health care and energy stocks helped lift the market.

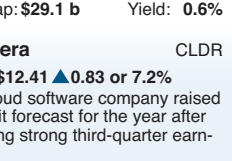
**DocuSign** DOCU  
Close: \$243.22 ▲ 12.21 or 5.3%  
The provider of electronic signature technology raised its revenue forecast for the fiscal year following a solid third-quarter financial report.



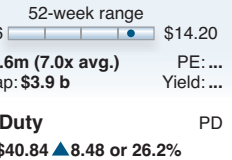
**Marvell Technology** MRVL  
Close: \$43.38 ▼ 2.14 or -4.7%  
The chipmaker told investors that supply constraints are limiting its ability to meet an increase in demand.



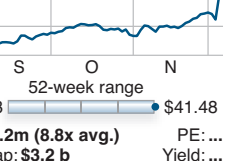
**Cloudera** CLDR  
Close: \$12.41 ▲ 0.83 or 7.2%  
The cloud software company raised its profit forecast for the year after reporting strong third-quarter earnings.



**PagerDuty** PD  
Close: \$40.84 ▲ 8.48 or 26.2%  
The software developer's third-quarter earnings and revenue beat Wall Street forecasts.



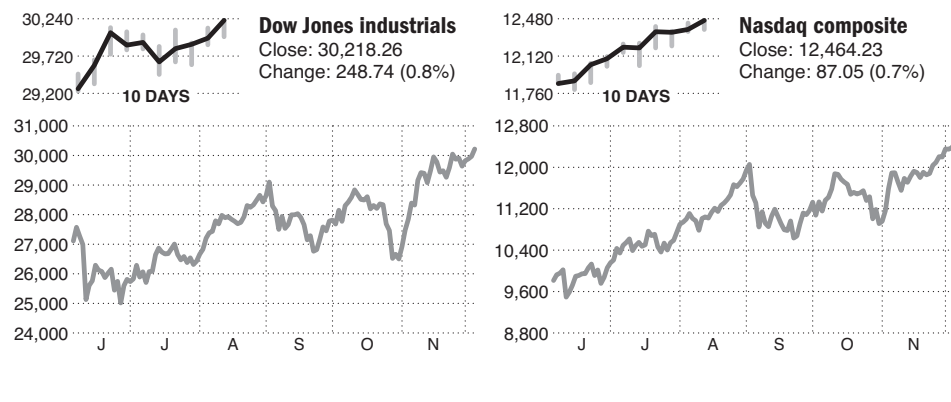
**SL Green Realty** SLG  
Close: \$63.90 ▲ 1.71 or 2.8%  
The office building owner raised its regular dividend and declared a special dividend.



**Yext** YEXT  
Close: \$15.68 ▼ 3.64 or -18.8%  
The software developer gave investors a disappointing fourth-quarter earnings and revenue forecast.



**Money & Markets**



**Stocks Recap**

	HIGH	LOW	CLOSE	CHG	%CHG	YTD
DOW	30,218.26	29,989.56	30,218.26	+248.74	+0.83%	+5.89%
DOW Trans.	12,748.47	12,632.01	12,742.08	+155.26	+1.23%	+16.89%
DOW Util.	869.31	851.23	856.13	-10.76	-1.24%	-2.62%
NYSE Comp.	14,417.40	14,297.73	14,417.33	+200.14	+1.41%	+3.62%
NASDAQ	12,464.23	12,376.44	12,464.23	+87.05	+0.70%	+38.91%
S&P 500	3,699.20	3,670.94	3,699.12	+32.40	+0.88%	+14.50%
S&P 400	2,245.07	2,213.18	2,244.94	+41.46	+1.88%	+8.82%
Wilshire 5000	38,704.22	38,304.23	38,704.22	+398.71	+1.04%	+17.69%
Russell 2000	1,892.45	1,849.98	1,892.45	+43.75	+2.37%	+13.42%

**Interest rates**



The yield on the 10-year Treasury rose to 0.96% on Friday. Yields affect rates on mortgages and other consumer loans.

TREASURIES	LAST	PVS	NET CHG	1YR AGO
3-month T-bill	.09	.08	+0.01	1.52
6-month T-bill	.10	.09	+0.01	1.55
52-wk T-bill	.11	.10	+0.01	1.55
2-year T-note	.16	.16	...	1.59
5-year T-note	.42	.40	+0.02	1.61
7-year T-note	.70	.67	+0.03	1.72
10-year T-note	.96	.92	+0.04	1.79
30-year T-bond	1.73	1.67	+0.06	2.24

CONSUMER RATES	NAT'L AVG	WK AGO	6MO AGO	1YR AGO
48 month new car loan	4.04	4.04	4.14	4.17
Money market account	0.20	0.20	0.20	0.29
1 year CD	0.41	0.41	0.41	0.56
\$30K Home equity loan	4.97	4.97	4.97	5.18
30 year fixed mortgage	2.92	2.95	3.06	3.52
15 year fixed mortgage	2.39	2.45	2.62	2.87

**Commodities**

Crude oil prices rose on Friday, along with natural gas and unleaded gas prices. Gold prices fell while silver prices rose. In crops, wheat and corn prices both fell.

FUELS	CLOSE	PVS	%CHG	%YTD
Crude Oil (bbl)	46.26	45.64	+1.36	-24.2
Ethanol (gal)	1.32	1.32	...	-4.0
Heating Oil (gal)	1.40	1.39	+0.70	-30.8
Natural Gas (mm btu)	2.58	2.51	+2.71	+17.6
Unleaded Gas (gal)	1.27	1.26	+0.54	-25.0

METALS	CLOSE	PVS	%CHG	%YTD
Gold (oz)	1835.90	1836.80	-0.05	+20.8
Silver (oz)	24.20	24.09	+0.48	+35.8
Platinum (oz)	1072.80	1038.60	+3.29	+10.4
Copper (lb)	3.51	3.48	+1.01	+25.8

AGRICULTURE	CLOSE	PVS	%CHG	%YTD
Cattle (lb)	1.09	1.10	-0.67	-12.7
Coffee (lb)	1.18	1.20	-0.08	-9.4
Corn (bu)	4.17	4.22	-1.30	+7.5
Cotton (lb)	0.70	0.69	+0.63	+1.2
Lumber (1,000 bd ft)	678.60	660.00	+2.82	+67.3
Orange Juice (lb)	1.24	1.27	-2.25	+27.5
Soybeans (bu)	11.63	11.68	-0.45	+23.3
Wheat (bu)	5.67	5.72	-0.92	+1.4

**Good car deals**

Car buyers are making more expensive purchases than ever before, with car payments averaging just under \$570 per month, according to automotive information provider Edmunds.

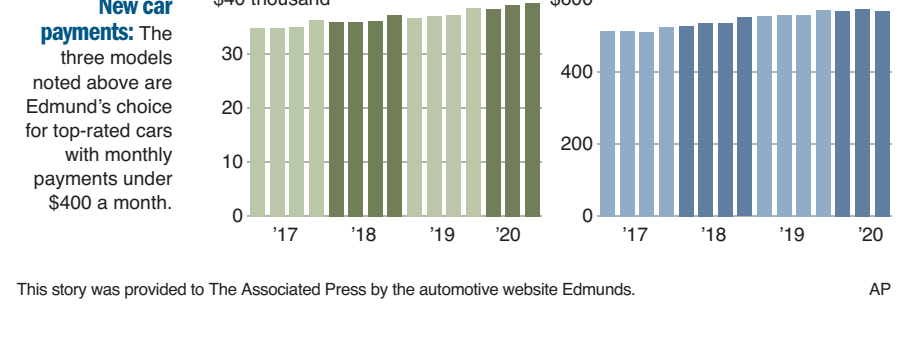
But factoring in today's average annual rate, a 72-month loan term and a down payment of \$4,000, some of Edmunds' top-rated sedans and crossovers can be snagged for under \$399.

**2021 Honda Insight** Think of the Honda Insight as an electrified Civic. While it isn't as quick as the Civic in a straight line, the Insight consumes far less fuel.

Recommended trim: EX (\$25,765). The EX adds features such as Apple CarPlay and Android Auto functionality. Payments on an Insight EX will run just under \$350 per month.

**2021 Mazda CX-5** The Mazda CX-5 is a little smaller on the inside than its primary competition, but it makes up for that with eye-catching design and interior materials that rival those in luxury SUVs.

Recommended trim: Touring (\$28,110). Monthly payments on a CX-5 Touring check in at just under \$385 per month.



This story was provided to The Associated Press by the automotive website Edmunds. AP

**Company Spotlight Not jolly for Ollie's**

Shares in Ollie's had their worst day in more than eight months after the discount retailer warned of a slowdown entering the fourth quarter. Pennsylvania-based Ollie's posted earnings and revenue that beat expectations, but said comparable store sales moderated late last quarter and the trend continued into November, the first month of the current quarter. Ollie's has 385 stores across 25 states. It said the lack of cold weather has negatively

impacted sales but didn't give full fourth-quarter guidance due to uncertainty around COVID-19.

"In the first few weeks in November, we saw some impact from the timing of our pure promotional calendars around Black Friday as well some impact in cold weather categories," said CEO John Swygert.

Shares in Ollie's Bargain Outlet Holdings Inc. closed down 9.8% at \$80.71 on Friday.

<b>Ollie's Bargain Outlet (OLLI)</b>	Friday's close: <b>\$80.71, -8.79</b>	<b>Total return</b>	1-yr	3-yr*	5-yr*
<b>52-WEEK RANGE</b>	\$28 - \$113	<b>OLLI</b>	<b>33.3%</b>	<b>17.5</b>	<b>36.9</b>
	Price-earnings ratio: <b>25</b> (Based on past 12-month results)	<b>Market cap:</b>	<b>\$5.9 billion</b>		

\*annualized Source: FactSet

**Stocks of Local Interest**

NAME	TICKER	52-WK RANGE	◇CLOSE	LO	HI	CLOSE	CHG	%CHG	WK	MO	QTR	YTD %CHG	1YR %RTN	P/E	DIV
AT&T Inc	T	26.08	39.55	29.54	+31	+1.1	▲	▲	▲	▲	▲	-24.4	-16.5	15	2.08
Adv Micro Dev	AMD	36.75	96.37	94.04	+1.73	+1.9	▲	▲	▲	▲	▲	+105.1	+142.0	cc	...
American Airlines Gp	AAL	8.25	30.78	16.40	+31	+1.9	▲	▲	▲	▲	▲	-42.8	-46.7	5	0.40
Anheuser-Busch InBev	BUD	32.58	83.54	70.54	+1.63	+2.4	▲	▲	▲	▲	▲	-14.0	-13.5	17	1.10e
Apple Inc	AAPL	53.15	137.98	122.25	-69	-0.6	▲	▲	▲	▲	▲	+66.5	+87.6	45	...
Bank of America	BAC	17.95	35.72	29.29	+38	+1.3	▲	▲	▲	▲	▲	-16.8	-10.9	10	0.72
Benchmark Elec	BHE	14.06	37.36	25.88	+89	+3.6	▲	▲	▲	▲	▲	-24.7	-25.0	55	0.64
Berkshire Hath A	BRK/A	239,440	352,500	347,000	+310	+0.1	▼	▲	▲	▲	▲	+2.2	+4.6	28	...
Biocryst Phar	BCRX	1.58	6.29	6.10	+97	+18.8	▲	▲	▲	▲	▲	+76.8	+82.6	dd	...
BlackBerry Ltd	BB	2.70	9.69	8.52	+106	+14.2	▲	▲	▲	▲	▲	+32.7	+31.2	dd	...
Bottomline Tech Inc	EPAY	27.82	57.22	49.50	+2.02	+4.3	▲	▲	▲	▲	▲	-7.6	-2.9	80	...
Brist Myr Sqb	BMV	45.76	68.34	62.31	+53	+0.9	▼	▼	▲	▲	▲	-2.9	+11.4	21	1.80
Carnival Corp	CCL	7.80	51.94	23.45	+57	+2.5	▲	▲	▲	▲	▲	-53.9	-51.3	5	...
China HGS Real Est	HGSH	0.48	4.40	2.58	+82	+46.6	▲	▲	▲	▲	▲	+79.2	-10.5	...	...
Cinedigm Corp	CIDM	0.25	6.00	.70	+14	+24.8	▲	▲	▲	▲	▲	-0.1	-32.6	...	...
CocaCola Co	KO	36.27	60.07	53.85	+107	+2.0	▲	▲	▲	▲	▲	-2.7	...	33	1.64
Con Edison	ED	62.03	95.10	75.31	-60	-0.8	▼	▼	▼	▼	▼	-16.8	-6.4	15	3.06f
Dover Corp	DOV	62.95	127.99	123.54	+2.40	+2.0	▼	▼	▲	▲	▲	+7.2	+16.0	32	1.96f
Elbit Systems	ESLT	110.00	167.75	121.74	+1.06	+0.9	▼	▲	▲	▲	▲	-21.5	+12.0	19	1.76f
Eversource Energy	ES	60.69	99.42	85.54	-1.27	-1.5	▼	▼	▲	▲	▲	+0.6	+9.5	28	2.27f
Ford Motor	F	3.96	9.58	9.34	+37	+1.4	▲	▲	▲	▲	▲	+0.4	+3.8	7	...
FuelCell Energy	FCEL	0.48	11.31	7.95	+57	+7.7	▼	▲	▲	▲	▲	+216.7	+1137.6	...	...
Gen Electric	GE	5.48	13.26	10.88	+28	+2.6	▲	▲	▲	▲	▲	-2.5	-6.2	dd	0.04
HCA Holdings Inc	HCA	58.38	155.84	157.68	+4.93	+3.2	▲	▲	▲	▲	▲	+6.7	+10.5	24	1.72f
HP Inc	HPQ	12.54	23.93	23.78	+54	+2.3	▲	▲	▲	▲	▲	+15.7	+18.6	7	0.78f
ICAD Inc	ICAD	5.91	15.31	11.61	+85	+7.9	▲	▲	▲	▲	▲	+49.4	+27.1	dd	...
Intel Corp	INTC	43.61	69.29	51.99	+00	+2.0	▲	▲	▲	▲	▲	-13.1	-11.2	18	1.32
Lockheed Martin	LMT	266.11	442.53	366.61	+4.58	+1.3	▼	▲	▲	▲	▲	-5.8	-3.3	44	9.60
Luminar Technologies	LAZR	9.45	24.97	31.40	+8.42	+36.6	▲	▲	▲	▲	▲	+207.8	+68.0	...	...

NAME	TICKER	52-WK RANGE	◇CLOSE	LO	HI	CLOSE	CHG	%CHG	WK	MO	QTR	YTD %CHG	1YR %RTN	P/E	DIV
Marathon Oil	MRO	3.02	14.07	7.85	+66	+10.7	▲	▲	▲	▲	▲	-49.6	-48.7	dd	0.12m
Mercury Systems	MRCY	52.24	96.29	64.19	+216	+3.0	▲	▲	▲	▲	▲	+7.4	+3.8	77	...
NiSource Inc	NI	19.56	30.46	24.00	-36	-1.5	▼	▲	▲	▲	▲	-13.8	-2.8	30	0.84
Novan Inc	NOVN	0.22	3.72	.62	+06	+10.9	▲	▲	▲	▲	▲	-80.4	-75.9	...	...
Occid Pet	OXY	8.52	47.58	18.59	+220	+13.4	▲	▲	▲	▲	▲	-54.9	-54.8	14	0.04m
Oracle Corp	ORCL	39.71	62.60	59.96	+69	+1.2	▲	▲	▲	▲	▲	+13.2	+8		